

FINISHES

STRUCTURE FINISHES

American walnut
eucalyptus

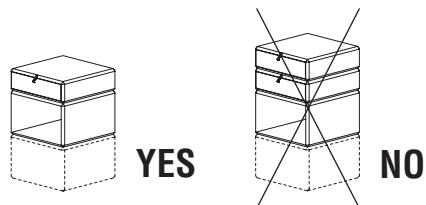
HANDLE FINISH

shiny chrome

NOTES

Units with code GCS50/15 can be set on the marble base of small tables 45° GXT4-5-6.

Open compartment
units can hold only one
stacked element



Molteni & C

2—
6

TECHNICAL INFORMATION

STRUCTURE

Medium density fibre panel covered with Eucalyptus wood veneer (*Eucalyptus globulus*) and American walnut veneer (*Juglans nigra*), processed and curved. In the version with drawers, the structure is reinforced internally with metal plates.

FRONT AND BACK

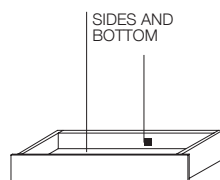
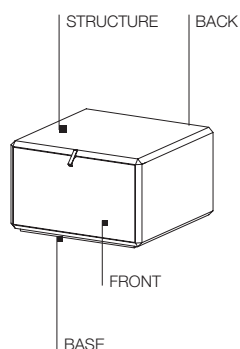
Medium density fibre panel covered with Eucalyptus wood veneer (*Eucalyptus globulus*) and American walnut veneer (*Juglans nigra*). Handle in die-cast chromed metal.

DRAWER INTERIOR SIDES AND BOTTOM

Particleboard with melamine facing.

BASE

Painted metal sheet with adjustable feet and plastic floor slides.



DATASHEET

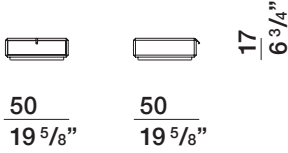
REGISTERED
DESIGN

IX.2019

DIMENSIONS

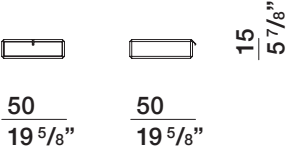
with base

GCT50/15



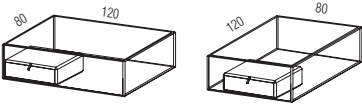
floor standing

GCS50/15



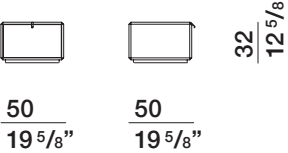
to stack or set on lower shelf of
marble small table

Examples of use with small
table (set on marble shelf)



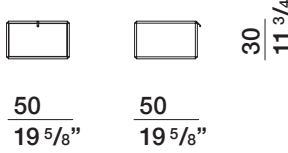
with base

GCT50/30



floor standing

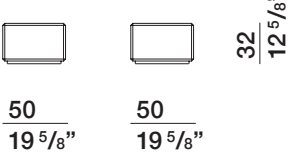
GCS50/30



to stack

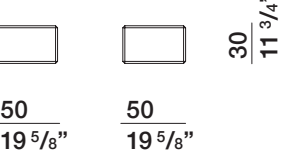
with base
open compartment

GGT50/30



floor standing

GGS50/30

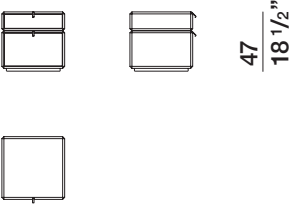


to stack

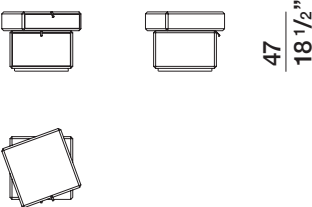
COMPOSITIONS

vertical compositions

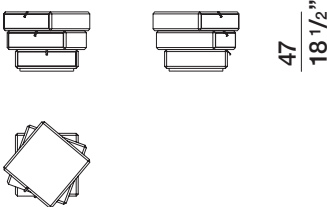
WC47/01



WC47/02

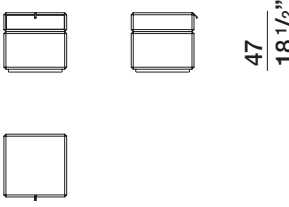


WC47/03

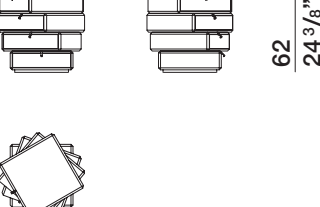


vertical compositions


WC47/04



WC62/01




WC62/02

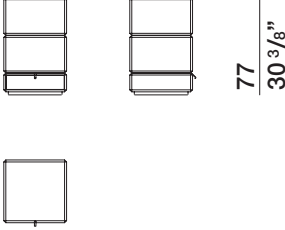


vertical compositions

WC77/01

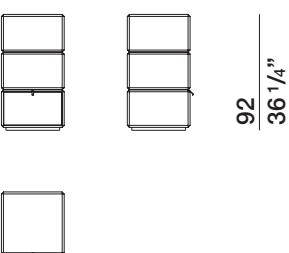


WC77/02

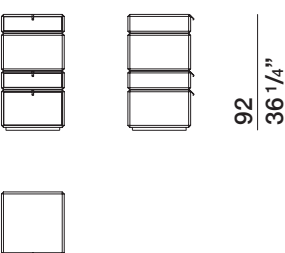


vertical compositions

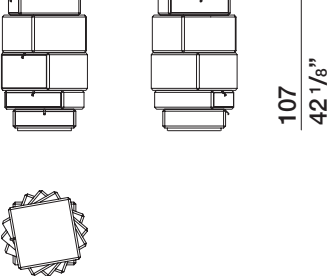
WC92/01



WC92/02



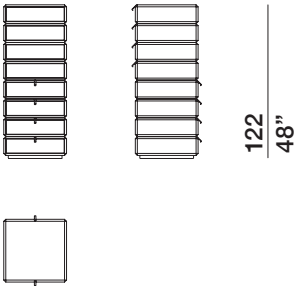
WC10/01



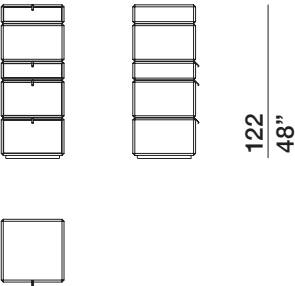
COMPOSITIONS

vertical compositions

WC12/01

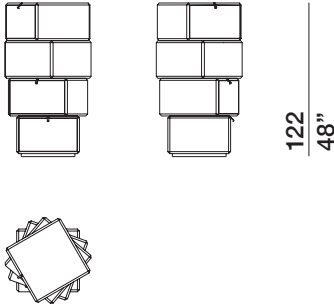


WC12/02

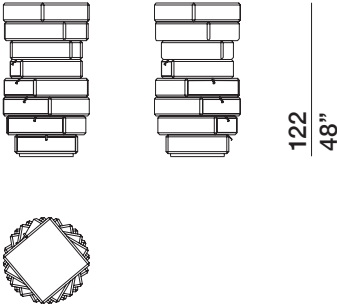


vertical compositions

WC12/03

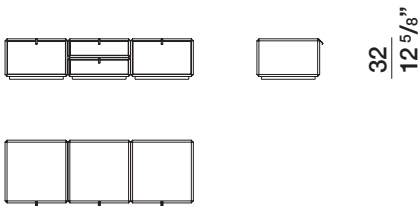


WC12/04

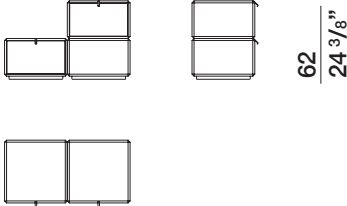


horizontal compositions

WC32/10

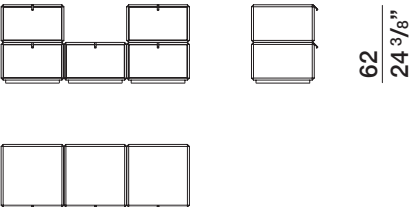


WC62/10

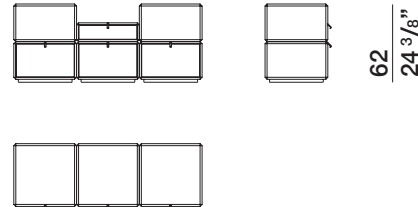


horizontal compositions

WC62/11



WC62/12



DIMENSIONS

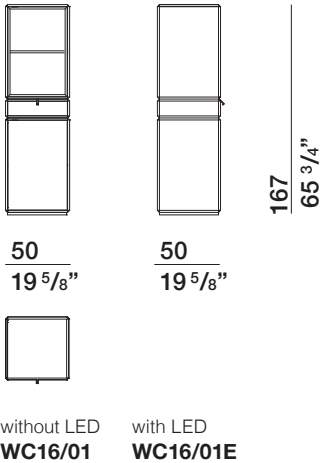
Column with hinged door
An element that always contains a lower compartment closed with a hinged wooden door, a central drawer, and an upper showcase compartment. In the assembly phase it is possible to assemble the column as shown in the examples below. The compartment with glass door can be furnished with a vertical LED light.

Notes
The internal back panel is always in chalk white matt lacquer. On request it is also possible to have it in wood veneer.

Hinged door opening always to the right.

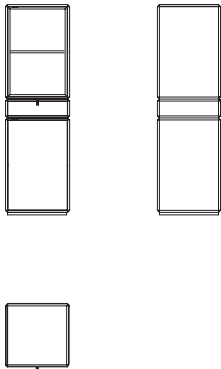
Molteni & C

6—
6

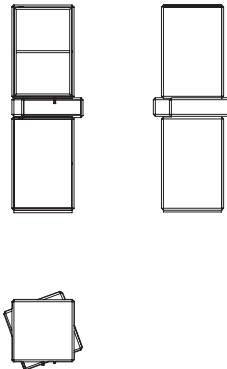


Examples of use

Column with aligned elements



Column with central container turned by 20°



FINISHES MOLteni&C RANGE

IX.2018

	MATT LACQUER	GLOSSY LACQUER	COLOURED GLASS	ETCHED COLOURED GLASS	CARTAPAGLIA LACQUERED only Gliss Master	STOPSOL GLASS TRANSPARENT STOPSOL GLASS
CHALK WHITE	•	•	•	•	•	
PEARL	•	•	•	•	•	
SILICA	•	•	•	•	•	
SAND	•	•	•	•	•	
DOVE GREY	•	•	•	•	•	
PLATINUM	•	•	•	•	•	
DUNE	•	•	•	•	•	
CLAY	•	•	•	•	•	
DOLOMITE GREY	•	•	•	•	•	
COPPER	•	•	•	•	•	
RUST	•	•	•	•	•	
RUBY	•	•	•	•	•	
CARAMEL	•	•	•	•	•	
MOKA	•	•	•	•	•	
MUSTARD	•	•	•	•	•	
LIGHT BLUE GREY	•	•	•	•	•	
PEWTER COLOUR	•	•	•	•	•	
ANTHRACITE	•	•	•	•	•	
BLACK	•	•	•	•	•	
STOPSOL						•
LESSLESS RED	•					
only matt lacquer						

Molteni & C

FINISHES MOLTENI&C RANGE

IX.2018

WOODS

EUCALYPTUS

AMERICAN WALNUT

GRAPHITE OAK

GREY OAK

BLACK OAK

WALNUT

CEDAR

ASH WOOD IN NATURAL COLOUR

ASH WOOD STAINED BLACK

MARBLES

WHITE CARRARA

RED LAGUNA

EMPERADOR DARK

BLACK MARQUINA

ORIENT GREY

SAHARA NOIR

CALACATTA GOLD

METAL PARTS

BLACK CHROME

SHINY ALUMINIUM

PEWTER COLOUR

COPPER

BRONZE

DWELL
DOOR FRAME, TRACK COVERING PROFILES

ANODISED ALUMINIUM

BROWN ALUMINIUM

The finishes shown are indicative and refer to the entire production range. We recommend that you consult the "Colour Range" samples which shown the complete range of finishes, including those not shown here. Molteni&C reserves the right to modify the range without warning.

Molteni & C

FINISHES MOLTENI&C RANGE

IX.2018

MELAMINE FRONT
GLISS MASTER

CARTAPAGLIA WHITE



CARTAPAGLIA ANTHRACITE



CARTAPAGLIA SILICA




GRAFFIATO SILICA




GRAFFIATO BRONZE



SILK DOVE GREY



SILK SILICA




SILK CHALK WHITE



MELAMINE STRUCTURE
GLISS MASTER

WHITE SHANTUNG



GREY SHANTUNG



MELAMINE STRUCTURE
GLISS MASTER, MASTER DRESSING,
GLISS WALK-IN

SILVER CEMBRAN



LARIX DARK



MELAMINE STRUCTURE
GLISS MASTER, MASTER DRESSING

WHITE



ECO SKIN

IVORY




HEMP



MINK



DARK BROWN



GREY



FINE GRAIN

FINE GRAIN

