

## FINISHES

The drawer interior (sides and bottom) are faced in Batik melamine, or cedar wood (specify when ordering).

★ The doors and front pieces of drawers, matt and glossy lacquer colours, always have a handle in the same finish as the panel (pewter / copper / zinc metal handles, applicable on request without extra charge).

For wooden front pieces, on the other hand, a metal handle is available (pewter, copper and zinc), or a wooden handle.

| finishes   | Batik melamine | cedar | matt lacquer colours | woods | glossy lacquer colours | pewter colour / copper / zinc | lacquered matt anthracite | extra clear glass | transparent stopsol glass | etched glass | marble     | black chrome | lacquered silver |
|--|----------------|-------|----------------------|-------|------------------------|-------------------------------|---------------------------|-------------------|---------------------------|--------------|------------|--------------|------------------|
| <b>Floor standing bases / storage units / sideboards</b> |                |       |                      |       |                        |                               |                           |                   |                           |              |            |              |                  |
| internal structure / drawer interior                     |                |       |                      |       |                        |                               |                           |                   |                           |              |            |              |                  |
| open compartment   |                |       |                      |       |                        |                               |                           |                   |                           |              |            |              |                  |
| *wooden doors (hinged/flap/flush sliding)                |                |       |                      | ★     |                        |                               |                           |                   |                           |              |            |              |                  |
| *wooden drawer fronts                                    |                |       |                      | ★     |                        |                               |                           |                   |                           |              |            |              |                  |
| plinth   |                |       |                      |       |                        |                               |                           |                   |                           |              |            |              |                  |
| metal base   | feet           |       |                      |       |                        |                               |                           |                   |                           |              |            |              |                  |
|  | beam           |       |                      |       |                        |                               |                           |                   |                           |              |            |              |                  |
| coverings  |                |       |                      |       |                        |                               |                           |                   |                           |              | only upper |              |                  |
| partitions   |                |       |                      |       |                        |                               |                           |                   |                           |              |            |              |                  |
| front drawer interior                                    |                |       |                      |       |                        |                               |                           |                   |                           |              |            |              |                  |
| <b>Grado° Bookshelf</b>                                  |                |       |                      |       |                        |                               |                           |                   |                           |              |            |              |                  |
| tops   |                |       |                      |       |                        |                               |                           |                   |                           |              |            |              |                  |
| structure  |                |       |                      |       |                        |                               |                           |                   |                           |              |            |              |                  |
| back   |                |       |                      |       |                        |                               |                           |                   |                           |              |            |              |                  |
| <b>Support shelf</b>                                     |                |       |                      |       |                        |                               |                           |                   |                           |              |            |              |                  |
| shelf  |                |       |                      |       |                        |                               |                           |                   |                           |              |            |              |                  |
| rise with wire passage                                   |                |       |                      |       |                        |                               |                           |                   |                           |              |            |              |                  |
| wall panel   |                |       |                      |       |                        |                               |                           |                   |                           |              |            |              |                  |
| undertop track   |                |       |                      |       |                        |                               |                           |                   |                           |              |            |              |                  |
| <b>Shelf with back</b>                                   |                |       |                      |       |                        |                               |                           |                   |                           |              |            |              |                  |
| shelves / side cover                                     |                |       |                      |       |                        |                               |                           |                   |                           |              |            |              |                  |
| back   |                |       |                      |       |                        |                               |                           |                   |                           |              |            |              |                  |
| <b>Hanging display cabinet</b>                           |                |       |                      |       |                        |                               |                           |                   |                           |              |            |              |                  |
| base / top / back  |                |       |                      |       |                        |                               |                           |                   |                           |              |            |              |                  |
| side / door / shelves profiles                           |                |       |                      |       |                        |                               |                           |                   |                           |              |            |              |                  |
| door / side glass  |                |       |                      |       |                        |                               |                           |                   |                           |              |            |              |                  |
| <b>Hi-Tech bench</b>                                     |                |       |                      |       |                        |                               |                           |                   |                           |              |            |              |                  |
| top  |                |       |                      |       |                        |                               |                           |                   |                           |              |            |              |                  |
| structure  |                |       |                      |       |                        |                               |                           |                   |                           |              |            |              |                  |
| feet   |                |       |                      |       |                        |                               |                           |                   |                           |              |            |              |                  |

| colours | Batik melamine      | Matt lacquer   | Glossy lacquer   | Woods   | Marble  |
|---------|---------------------|--|--|---|---|
|         | XE ecru<br>XA slate | BC chalk white<br>PE pearl<br>DN dune<br>PL platinum<br>NE black<br>AT anthracite<br>SE mustard<br>SI silica<br>DO dolomite grey<br>AL clay<br>MK moka<br>CM caramel<br>CZ light blue grey<br>SA sand<br>RU ruby<br>RE rust<br>PX pewter colour<br>RX copper<br>TO dove grey | BC chalk white<br>PE pearl<br>DN dune<br>PL platinum<br>NE black<br>AT anthracite<br>SE mustard<br>SI silica<br>DO dolomite grey<br>AL clay<br>MK moka<br>CM caramel<br>CZ light blue grey<br>SA sand<br>RU ruby<br>RE rust<br>PX pewter colour<br>RX copper<br>TO dove grey | EU eucalyptus<br>RF graphite oak<br>NO walnut | calacatta gold (special price)<br>black marquina<br>orient grey |

## DATASHEET

REGISTERED  
DESIGN

IX.2019

## TECHNICAL INFORMATION

### STORAGE UNITS

#### UNIT FRAME, INTERNAL PARTITIONS

Chipboard panel covered in melamine facing or covered in Cedar wood (Cedrus) veneer or melamine facing painted in Molteni range colours.

#### OPEN COMPARTMENT

Medium density MDF panel covered in Eucalyptus (Eucalyptus globulus), Oak (Quercus) or Walnut (Juglans nigra) wood veneer or with melamine facing painted in Molteni range colours.

#### DOORS, DRAWER FRONT, COVERING STORAGE UNIT

Chipboard panel covered in veneer from Eucalyptus wood (Eucalyptus globulus), Oak (Quercus), Walnut (Juglans nigra), or melamine facing painted in Molteni range colours.

#### MARBLE UPPER COVERING

Marble in Range finishes with anti-stain, water-repellent treatments.

#### PLINTH

Chipboard panel with melamine facing. With adjustable plastic feet.

#### BASE WITH FEET

Painted tubular metal with die-cast aluminium feet, chromed or painted. With adjustable plastic levellers.

#### HANDLE

In extruded aluminium, painted or covered with Eucalyptus, Oak or Walnut wood veneer.

#### INTERNAL GLASS PARTITIONS

Tempered transparent extra-clear glass, 8 mm thick.

#### DRAWER BOTTOM AND INTERIOR

Chipboard panel covered with Cedar wood veneer.

### BOOKSHELF

#### PERIMETER STRUCTURE

Anodised extruded aluminium joined with metal brackets.

#### GLASS SHELVES

Etched tempered glass, 4mm thick.

#### BACK PANEL

Composite panel of MDF and sheet aluminium (1 mm thick), covered with Oak, Walnut, Eucalyptus veneer or painted in colours from the Molteni Range.

### HI-TECH BENCH

#### STRUCTURE

Anodised extruded aluminium joined with metal brackets.

#### FEET

In die-cast aluminium, chromed or painted, with plastic ferrules.

#### BENCH TOP

MDF panel covered with covered with Eucalyptus, Oak, Walnut veneer or melamine facing, painted in Molteni range colours.

### SHELF WITH BACK PANEL

#### BACK PANEL

Chipboard panel covered in Eucalyptus (Eucalyptus globulus), Oak (Quercus) or Walnut (Juglans nigra) wood veneer or with melamine facing painted in Molteni range colours. Metallic brackets for wall support.

#### SHELF AND PERIMETER PROFILE

In painted extruded aluminium.

### SUPPORT SHELF

#### TOP

Chipboard panel covered in Eucalyptus (Eucalyptus globulus), Oak (Quercus) or Walnut (Juglans nigra) wood veneer or with melamine facing painted in Molteni range colours.

#### WALL PANEL

Chipboard panel covered with melamine facing painted. Metallic brackets for top supports.

#### RISE, UNDERTOP CHANNEL

In painted extruded aluminium.

### DISPLAY UNIT

#### BASE, COVER AND BACK PANEL

Chipboard panel covered with melamine facing painted. Metallic brackets behind back panel for wall mount.

#### DOORS, SIDE PANELS AND SHELVES

In painted extruded aluminium with metallic connecting squares. Extra clear or Stopsol tempered glass, 4 mm thick.

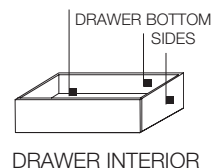
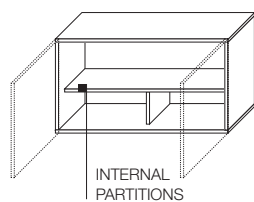
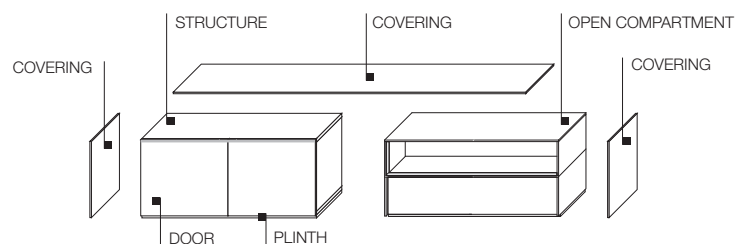
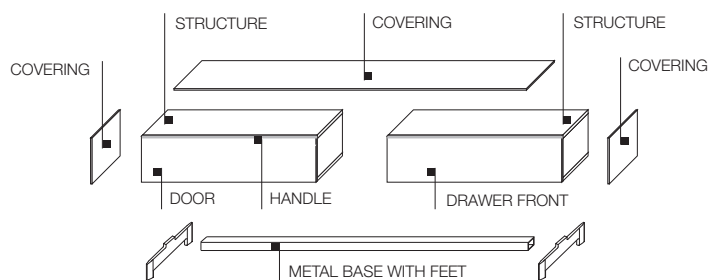
## DATASHEET

REGISTERED  
DESIGN

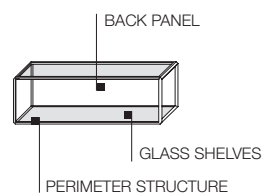
IX.2019

## TECHNICAL INFORMATION

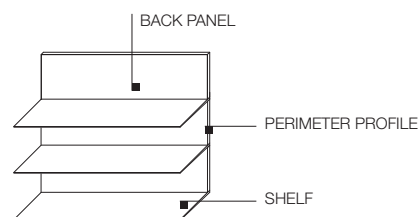
### STORAGE UNITS



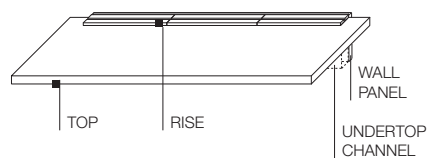
### BOOKSHELF



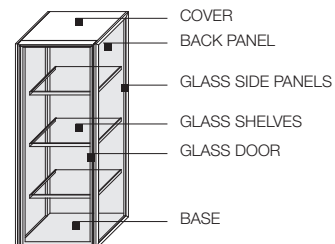
### SHELF WITH BACK PANEL



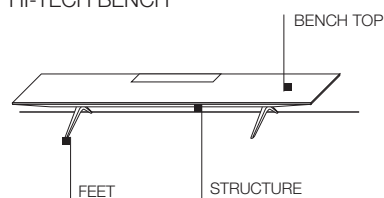
### SUPPORT SHELF



### DISPLAY UNIT



### HI-TECH BENCH



Molteni & C

4—  
15

### DATASHEET

REGISTERED  
DESIGN

IX.2019

# Molteni & C

## FINISHES MOLteni&C RANGE

IX.2018

|                   | MATT LACQUER | GLOSSY LACQUER | COLOURED GLASS | ETCHED COLOURED GLASS | CARTAPAGLIA LACQUERED<br>only Gliss Master | STOPSOL GLASS<br>TRANSPARENT STOPSOL GLASS |
|-------------------|--------------|----------------|----------------|-----------------------|--|--|
| CHALK WHITE       | •            | •              | •              | •                     | •  |  |
| PEARL             | •            | •              | •              | •                     | •  |  |
| SILICA            | •            | •              | •              | •                     | •  |  |
| SAND              | •            | •              | •              | •                     | •  |  |
| DOVE GREY         | •            | •              | •              | •                     | •  |  |
| PLATINUM          | •            | •              | •              | •                     | •  |  |
| DUNE              | •            | •              | •              | •                     | •  |  |
| CLAY              | •            | •              | •              | •                     | •  |  |
| DOLOMITE GREY     | •            | •              | •              | •                     | •  |  |
| COPPER            | •            | •              | •              | •                     | •  |  |
| RUST              | •            | •              | •              | •                     | •  |  |
| RUBY              | •            | •              | •              | •                     | •  |  |
| CARAMEL           | •            | •              | •              | •                     | •  |  |
| MOKA              | •            | •              | •              | •                     | •  |  |
| MUSTARD           | •            | •              | •              | •                     | •  |  |
| LIGHT BLUE GREY   | •            | •              | •              | •                     | •  |  |
| PEWTER COLOUR     | •            | •              | •              | •                     | •  |  |
| ANTHRACITE        | •            | •              | •              | •                     | •  |  |
| BLACK             | •            | •              | •              | •                     | •  |  |
| STOPSOL           |              |                |                |                       |  | •  |
| LESSLESS RED      | •            |                |                |                       |  |  |
| only matt lacquer |              |                |                |                       |  |  |

# Molteni & C

## FINISHES MOLTENI&C RANGE

IX.2018

### WOODS

EUCALYPTUS

AMERICAN WALNUT

GRAPHITE OAK

GREY OAK

BLACK OAK

WALNUT

CEDAR

ASH WOOD IN NATURAL COLOUR

ASH WOOD STAINED BLACK

### MARBLES

WHITE CARRARA

RED LAGUNA

EMPERADOR DARK

BLACK MARQUINA

ORIENT GREY

SAHARA NOIR

CALACATTA GOLD

### METAL PARTS

BLACK CHROME

SHINY ALUMINIUM

PEWTER COLOUR

COPPER

BRONZE

DWELL  
DOOR FRAME, TRACK COVERING PROFILES

ANODISED ALUMINIUM

BROWN ALUMINIUM

The finishes shown are indicative and refer to the entire production range. We recommend that you consult the "Colour Range" samples which shown the complete range of finishes, including those not shown here. Molteni&C reserves the right to modify the range without warning.



# Molteni & C

## FINISHES MOLTENI&C RANGE

IX.2018

MELAMINE FRONT  
GLISS MASTER

CARTAPAGLIA WHITE



CARTAPAGLIA ANTHRACITE



CARTAPAGLIA SILICA




GRAFFIATO SILICA




GRAFFIATO BRONZE



SILK DOVE GREY



SILK SILICA




SILK CHALK WHITE



MELAMINE STRUCTURE  
GLISS MASTER

WHITE SHANTUNG



GREY SHANTUNG



MELAMINE STRUCTURE  
GLISS MASTER, MASTER DRESSING,  
GLISS WALK-IN

SILVER CEMBRAN



LARIX DARK



MELAMINE STRUCTURE  
GLISS MASTER, MASTER DRESSING

WHITE



ECO SKIN

IVORY




HEMP



MINK



DARK BROWN



GREY



FINE GRAIN

FINE GRAIN

