

FINISHES

Finishes	pewter colour / bronze	melamine	matt lacquer colours	woods	fine grain	coloured glass/ etched coloured glass	mirror	Eco Skin pewter colour or bronze profile	transparent glass	fine grain pewter colour or bronze profile	grey saffiano melamine
components											
back panel											
lateral finishing profile											
base with pewter colour/bronze edge											
filler strip											
shelf bracket											
wood shelf th 40											
shelf th 30											
clothes rails											
drawer front											
glass drawer front    profile											
glass											
drawer unit structure											
drawer interior											
floor-standing drawer unit top											

colours	Melamine	Matt lacquer	Woods	Coloured glass	Etched coloured glass	Eco Skin
	YM larix dark	BC chalk white	EU eucalyptus	BC chalk white	BC chalk white	grey
	YA silver cembran	PE pearl	RG grey oak	PE pearl	PE pearl	mink
	WW white	DN dune	RF graphite oak	DN dune	DN dune	hemp
		PL platinum		PL platinum	PL platinum	ivory
		NE black		NE black	NE black	dark brown
		AT anthracite		AT anthracite	AT anthracite	
		SE mustard		SE mustard	SE mustard	
		SI silica		SI silica	SI silica	
		DO dolomite grey		DO dolomite grey	DO dolomite grey	
		AL clay		AL clay	AL clay	
		MK moka		MK moka	MK moka	
		CM caramel		CM caramel	CM caramel	
		CZ light blue grey		CZ light blue grey	CZ light blue grey	
		SA sand		SA sand	SA sand	
		RU ruby		RU ruby	RU ruby	
		RE rust		RE rust	RE rust	
		PX pewter colour		PX pewter colour	PX pewter colour	
		RX copper		RX copper	RX copper	
		TO dove grey		TO dove grey	TO dove grey	

## TECHNICAL INFORMATION

### WALL PROFILE

Extruded anodised aluminium.

### BACK PANEL, DRAWER UNIT AND TRAY FRONTS, DRAWER SIDES AND BOTTOM (MELAMINE FACED)

Wooden particleboard panel faced with melamine.

### BACK PANEL, DRAWER UNIT STRUCTURE, DRAWER AND TRAY FRONTS (LACQUER)

Wooden particleboard panel faced with melamine, painted in the colours of the "Molteni Range".

### BACK PANEL (GLASS VERSIONS)

Wooden particleboard panel faced with melamine, with applied mirror or tempered glass (th. 5 mm), transparent or etched, painted in the colours of the "Molteni Range".

### FINE GRAIN BACK PANEL

Chipboard coated with cylinder etched coextruded sheet of ABS-PMMA, painted in specific Molteni finish.

### MELAMINE FACED SHELF/BASE

Wooden particleboard panel faced with melamine. Base with adjustable feet and perimeter profile in extruded aluminium.

### LACQUERED SHELF/BASE

Wooden particleboard panel faced with melamine, painted in the colours of the "Molteni Range". Base with adjustable feet and perimeter profile in extruded aluminium.

### WOOD SHELF/BASE

Wooden particleboard panel faced with wood veneer in Oak (Quercus) or Eucalyptus (Eucalyptus globulus). Base with adjustable feet and perimeter profile in extruded aluminium.

### INNER SHELVES IN ECO SKIN

Chipboard panel covered with melamine facing, front profile in painted extruded aluminium and upper covering in eco-leather.

### GLASS FRONT PANEL AND GLASS SHELVES

In painted or extruded aluminium. 4-mm-thick tempered glass.

### FINE GRAIN FRONT

Chipboard panel covered with cylinder etched coextruded sheet of ABS-PMMA, painted in specific Molteni finish. Perimeter profile in painted extruded aluminium.

### CLOTHES ROD / SIDE CLOSING PROFILE / TROUSERS HANGER BAR

In painted or extruded aluminium.

### FIXING BRACKET / TIE RACK

Painted laser cut metal sheet.

### ECOSKIN COVER

Folded metal sheet covered in eco-leather.

### VANITY MIRROR

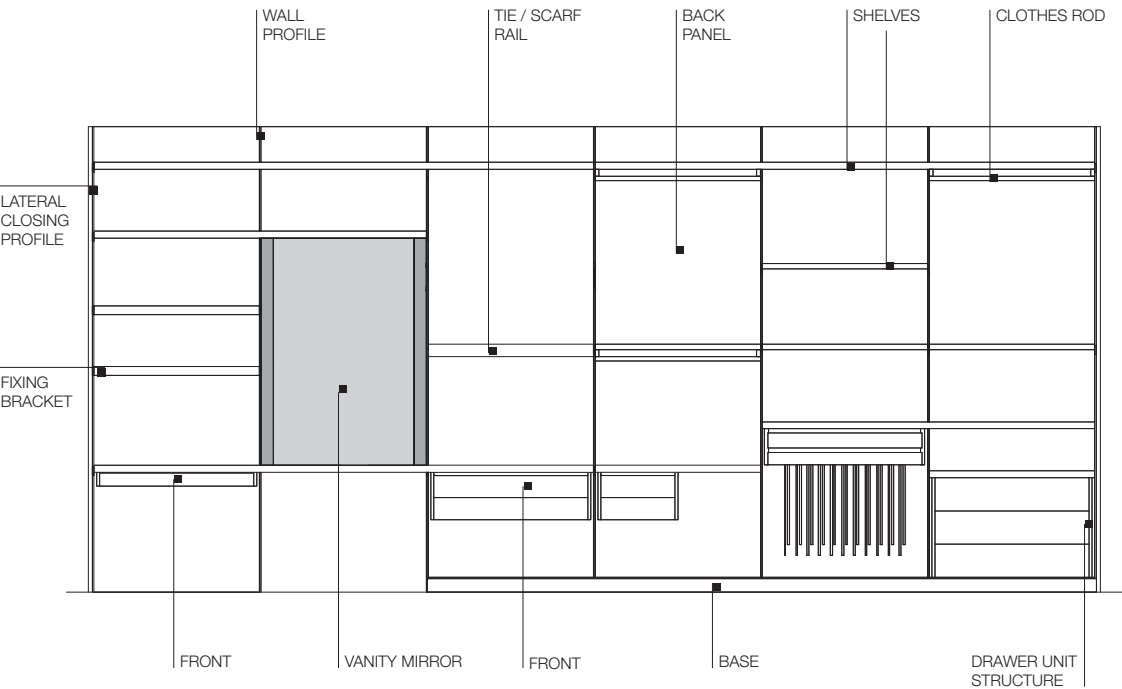
Painted extruded aluminium with etched silver coloured glass th. mm 4 with protective safety film.

### LIGHTING AND ELECTRICAL COMPONENTS

All components are compliant with regulations and certified as shown on the individual parts.

MASTER  
DRESSING—  
VINCENT  
VAN DUYSSEN  
2017

TECHNICAL INFORMATION



Molteni & C

4—  
16

DATASHEET

REGISTERED  
DESIGN

IX.2018

# Molteni & C

## FINISHES MOLTENI&C RANGE

IX.2018

	MATT LACQUER	GLOSSY LACQUER	COLOURED GLASS	ETCHED COLOURED GLASS	CARTAPAGLIA LACQUERED only Gliss Master	STOPSOL GLASS TRANSPARENT STOPSOL GLASS
CHALK WHITE	•	•	•	•	•	
PEARL	•	•	•	•	•	
SILICA	•	•	•	•	•	
SAND	•	•	•	•	•	
DOVE GREY	•	•	•	•	•	
PLATINUM	•	•	•	•	•	
DUNE	•	•	•	•	•	
CLAY	•	•	•	•	•	
DOLOMITE GREY	•	•	•	•	•	
COPPER	•	•	•	•	•	
RUST	•	•	•	•	•	
RUBY	•	•	•	•	•	
CARAMEL	•	•	•	•	•	
MOKA	•	•	•	•	•	
MUSTARD	•	•	•	•	•	
LIGHT BLUE GREY	•	•	•	•	•	
PEWTER COLOUR	•	•	•	•	•	
ANTHRACITE	•	•	•	•	•	
BLACK	•	•	•	•	•	
STOPSOL						•
LESSLESS RED	•					
only matt lacquer						

# Molteni & C

## FINISHES MOLTENI&C RANGE

IX.2018

### WOODS

EUCALYPTUS

AMERICAN WALNUT

GRAPHITE OAK

GREY OAK

BLACK OAK

WALNUT

CEDAR

ASH WOOD IN NATURAL COLOUR

ASH WOOD STAINED BLACK

### MARBLES

WHITE CARRARA

RED LAGUNA

EMPERADOR DARK

BLACK MARQUINA

ORIENT GREY

SAHARA NOIR

CALACATTA GOLD

### METAL PARTS

BLACK CHROME

SHINY ALUMINIUM

PEWTER COLOUR

COPPER

BRONZE

DWELL  
DOOR FRAME, TRACK COVERING PROFILES

ANODISED ALUMINIUM

BROWN ALUMINIUM

The finishes shown are indicative and refer to the entire production range. We recommend that you consult the "Colour Range" samples which shown the complete range of finishes, including those not shown here. Molteni&C reserves the right to modify the range without warning.

# Molteni & C

## FINISHES MOLTENI&C RANGE


IX.2018

MELAMINE FRONT  
GLISS MASTER

CARTAPAGLIA WHITE



CARTAPAGLIA ANTHRACITE



CARTAPAGLIA SILICA




GRAFFIATO SILICA




GRAFFIATO BRONZE



SILK DOVE GREY



SILK SILICA




SILK CHALK WHITE




MELAMINE STRUCTURE  
GLISS MASTER

WHITE SHANTUNG




GREY SHANTUNG




MELAMINE STRUCTURE  
GLISS MASTER, MASTER DRESSING,  
GLISS WALK-IN

SILVER CEMBRAN



LARIX DARK



MELAMINE STRUCTURE  
GLISS MASTER, MASTER DRESSING

WHITE



ECO SKIN

IVORY




HEMP



MINK



DARK BROWN



GREY



FINE GRAIN

FINE GRAIN

