

## FINISHES

### COVERS

Fully removable covers in all versions.

We suggest consulting expert personnel in order to avoid damaging the product and the individual components.

Available in fire-resistant version (TB117 and BS5852).

### WOOD BASE FINISHES

Solid wood stained:

eucalyptus - grey oak - graphite oak - black oak - walnut

### BASE FINISHES

Die cast aluminium, painted pewter colour - Metal pipe, painted pewter colour

## TECHNICAL INFORMATION

### BACKREST BODY STRUCTURE

Compact polyurethane with polyurethane infill.

Cover in cotton/polyester fibre.

### SEAT BODY STRUCTURE (CHAIR AND CHAIR WITH ARMRESTS)

Compact moulded polyurethane, with flexible cold-moulded polyurethane foam.

Cover in cotton/polyester fibre.

### BASES

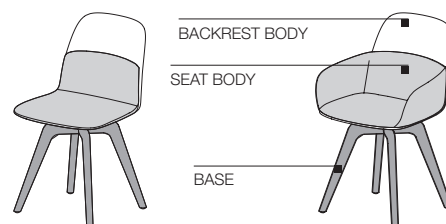
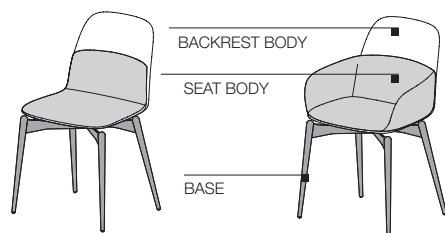
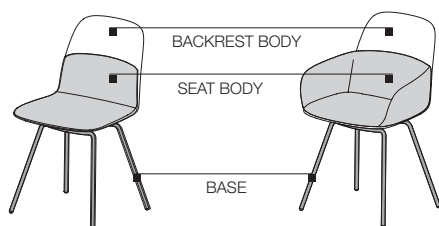
Laser cut, welded and painted steel. Feet tips in non-slip plastic.

Solid ash wood stained in the Molteni range colours. Feet tips in non-slip plastic.

Die-cast aluminium elements assembled with thermosetting resins. Feet tips in non-slip plastic.

### REMOVABLE OUTER COVER

(See enclosed label, specific to the cover in question).



## DATASHEET

REGISTERED  
DESIGN

IX.2018

DIMENSIONS

When ordering,  
specify in this sequence:  
1- Type of base and finish  
2- Seat shell cover  
3- Backrest shell cover

Molteni&C

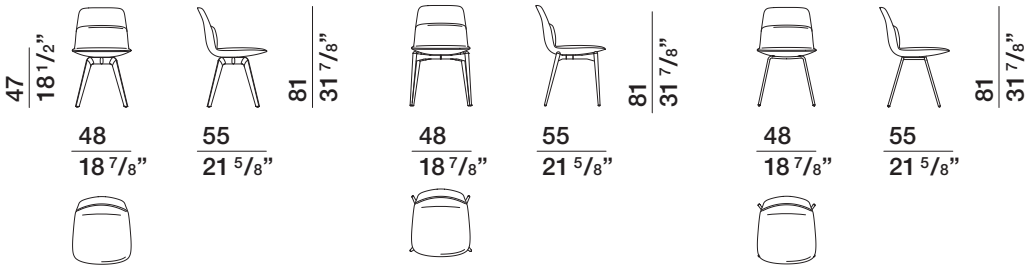
3—  
3

chair

BSE1  
wood  
base

BSE2  
base  
aluminium  
die-cast

BSE3  
base  
pipe metal

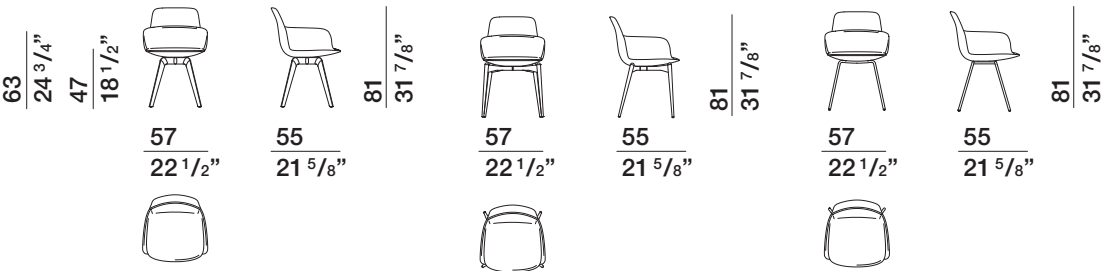


chair with arms

BSB1  
wood  
base

BSB2  
base  
aluminium  
die-cast

BSB3  
base  
pipe metal



DATASHEET

REGISTERED  
DESIGN

IX.2018





**Molteni & C**

**FINISHES  
MOLTENI&C  
RANGE**  
IX.2018




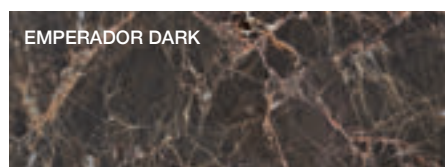
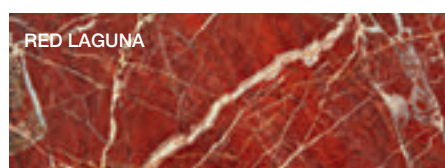

	MATT LACQUER	GLOSSY LACQUER	COLOURED GLASS	ETCHED COLOURED GLASS	CARTAPAGLIA LACQUERED only Gliss Master	STOPSOL GLASS TRANSPARENT STOPSOL GLASS
CHALK WHITE	•	•	•	•	•	
PEARL	•	•	•	•	•	
SILICA	•	•	•	•	•	
SAND	•	•	•	•	•	
DOVE GREY	•	•	•	•	•	
PLATINUM	•	•	•	•	•	
DUNE	•	•	•	•	•	
CLAY	•	•	•	•	•	
DOLOMITE GREY	•	•	•	•	•	
COPPER	•	•	•	•	•	
RUST	•	•	•	•	•	
RUBY	•	•	•	•	•	
CARAMEL	•	•	•	•	•	
MOKA	•	•	•	•	•	
MUSTARD	•	•	•	•	•	
LIGHT BLUE GREY	•	•	•	•	•	
PEWTER COLOUR	•	•	•	•	•	
ANTHRACITE	•	•	•	•	•	
BLACK	•	•	•	•	•	
STOPSOL						•
LESSLESS RED	•					
only matt lacquer						

The finishes shown are indicative and refer to the entire production range. We recommend that you consult the "Colour Range" samples which shown the complete range of finishes, including those not shown here. Molteni&C reserves the right to modify the range without warning.



## WOODS



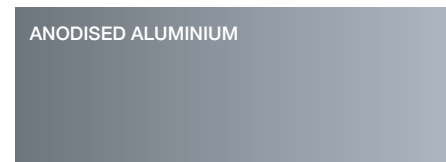
## MARBLES



## METAL PARTS



**DWELL**  
DOOR FRAME, TRACK COVERING PROFILES



**MELAMINE FRONT**  
GLISS MASTER

CARTAPAGLIA WHITE

CARTAPAGLIA ANTHRACITE

CARTAPAGLIA SILICA

GRAFFIATO SILICA

GRAFFIATO BRONZE

SILK DOVE GREY

SILK SILICA

SILK CHALK WHITE

**MELAMINE STRUCTURE**  
GLISS MASTER

WHITE SHANTUNG

GREY SHANTUNG

**MELAMINE STRUCTURE**  
GLISS MASTER, MASTER DRESSING,  
GLISS WALK-IN

SILVER CEMBRAN

LARIX DARK

**MELAMINE STRUCTURE**  
GLISS MASTER, MASTER DRESSING

WHITE

**ECO SKIN**

IVORY

HEMP

MINK

DARK BROWN

GREY

**FINE GRAIN**

FINE GRAIN